

## Raising Children: Ages 0-12

By Harvey Soderholm  
With thanks to Joyce Soderholm  
Jayne, Marian & Pam


### How do you react when you think about raising kids?

### There's Hope

- Live by some key principles:
  - Relationships
  - Character
  - Responsibility
- Learn God's principles and possible practices


### → Relationships

- How is your relationship with God?




1 Cor. 11:1  
Be ye  
followers of  
me, even as I  
also am of  
Christ.

### → Relationships





- How is your relationship with your wife?




Amos 3:3  
"Can two walk  
together except  
they be agreed?"

### → Relationships

- How is your relationship with your children?

Col. 3:21  
Fathers,  
provoke not  
your children  
to anger, lest  
they be  
discouraged.



Luke 1:17a  
And he shall  
go before him  
in the spirit  
and power of  
Elias, to turn  
the hearts of  
the fathers to  
the children,

⇒ Character

- “More is Caught than Taught”
  - Do you live with integrity?
    - Proverbs 20:7 The just man walketh in his integrity: his children are blessed after him.
    - Psalms 78:72 So he fed them according to the integrity of his heart; and guided them by the skilfulness of his hands.
  - Are you respectable? honorable?
  - Are you trustworthy?

⇒ Character

- “More is Caught than Taught” cont.
  - Can you be relied on?
  - Do you serve?
  - Do you have the strength to go against the grain?

⇒ Responsibilities

- To Lead
  - Ephes. 5:23 For the husband is the head of the wife, even as Christ is the head of the church: and he is the saviour of the body.
  - Acts 20:28a Take heed therefore unto yourselves, and to all the flock, over the which the Holy Ghost hath made you overseers,
- To Provide
  - 1 Tim. 5:8 But if any provide not for his own, and specially for those of his own house, he hath denied the faith, and is worse than an infidel.



⇒ Responsibilities



- To spend your time in line with your priorities ... balance
  - Matthew 6:33 But seek ye first the kingdom of God, and his righteousness; and all these things shall be added unto you.
  - Mark 10:13-14 And they brought young children to him, that he should touch them: and his disciples rebuked those that brought them. But when Jesus saw it, he was much displeased, and said unto them, Suffer the little children to come unto me, and forbid them not: for of such is the kingdom of God.

⇒ Responsibilities

- To recognize that your children are your “most important disciples”
  - Col. 1:28 Whom we preach, warning every man, and teaching every man in all wisdom; that we may present every man perfect in Christ Jesus:



⇒ Responsibilities

- To correct in kindness / To correct firmly
  - 1 Samuel 3:13 For I have told him that I will judge his house for ever for the iniquity which he knoweth; because his sons made themselves vile, and he restrained them not.

## Responsibilities

- To communicate your expectations
  - For example:
    - To show respect (for people and property)
    - To obey valid authorities
  - God's example for us:
    - Micah 6:8 He hath shewed thee, O man, what is good; and what doth the Lord require of thee, but to do justly, and to love mercy, and to walk humbly with thy God?

## Discussion

- In triplets, seek input on how you might develop in
  - one of your key relationships
  - character
  - fulfilling one of your responsibilities

✂ Take notes on the next slide ✂

## Possible Applications

## Thinking through the age groups:

- < 0
- 0-1
- 2-3
- 4-6
- 7-12

## < 0

- Pray
- Prepare to train your child to "be a king"
  - Proverbs 31:1-9 The words of king Lemuel, the prophecy that his mother taught him. What, my son? and what, the son of my womb? and what, the son of my vows? ...
- Support your wife in caring for your pre-born
  - Good food and drink
  - Avoid the bad


## 0 - 1

- Observe and meet their needs
  - nourishment, cleanliness, to feel secure
- Build a relationship
  - hold
  - talk
  - respond
  - laugh
  - find their toes ...





**0 - 1**

- Help them learn
  - by reading to them ... about Jesus
  - by singing to them ... about Jesus
  - to interact
  - to walk
  - to talk




**2 - 3**

- Have fun with them
  - Play together
    - Obtain toys with a learning capacity ex. legos
  - Read to them
  - Sing with them
  - Help them to memorize simple verses
  - Pray together
    - as a family
    - in pairs

**2 - 3**

- Train them in simple responsibilities
  1. Explain what you mean
  2. Show them how
  3. Help them do it
  4. Let them do it on their own
  5. Check what they do
- Examples:
  - fold clothes, make their bed




**2 - 3**

- Teach orderliness with toys
- Control interactions with other children
  - Give your wife the freedom to enforce a positive environment in your home
- Work on obedience / Be consistent

**2 - 3**

- Proverbs 22:6 Train up a child in the way he should go: and when he is old, he will not depart from it.
- Proverbs 29:15 The rod and reproof give wisdom: but a child left to himself bringeth his mother to shame.
- Proverbs 23:13-14 Withhold not correction from the child: for if thou beatest him with the rod, he shall not die. Thou shalt beat him with the rod, and shalt deliver his soul from hell.



**Discussion**

- In triplets discuss how you could improve your parenting of infants and toddlers

✍ Take notes on the next slide ✍

### Possible Applications

4 - 6

- Luke 9:47-48 And Jesus, perceiving the thought of their heart, took a child, and set him by him, And said unto them, Whosoever shall receive this child in my name receiveth me: and whosoever shall receive me receiveth him that sent me: for he that is least among you all, the same shall be great.
- 2 Tim. 3:15 And that from a child thou hast known the holy scriptures, which are able to make thee wise unto salvation through faith which is in Christ Jesus.



4 - 6

- Continue on ...
  - Have more fun with them
    - Simple items provide hours of fun
  - Give them more responsibility
    - Clean their own room
    - Keep drawers organized
    - Set the table / clear the table
  - Let them work with you
    - Dishes, gardening, your work



4 - 6

- Build their spiritual disciplines
  - Bible Study ... focus on application
- Study them / get to know them / help them succeed
- Build their confidence, security and trust
  - Have a schedule (yours not others)
  - With structure



4 - 6

- Consider Home Schooling
- If you decide it's best for your family:
  - Have a schedule
  - Start each day with the Word and Prayer
  - Get your school work done



7 - 12

- Luke 2:52 And Jesus increased in wisdom and stature, and in favour with God and man.

7 - 12

- Continue on ...
  - Have more fun with them
    - Learn to do what they enjoy
    - Ask about their day and listen to them
  - Give them more responsibility
    - Work with them
    - Let them be a part of your ministry
  - Build their spiritual disciplines

7 - 12

- Develop their natural gifts
  - Music, sports, creativity, academics
  - But don't over schedule
- Socially
  - Pray for good friends
  - Know what they are doing



7 - 12

- Help them learn
  - To read, to study
  - To think
  - To reason
    - Isaiah 1:18 Come now, and let us reason together, saith the LORD: though your sins be as scarlet, they shall be as white as snow ...
  - The meaning of words
  - To work for pay ... and track finances



One Daughter's Memories of Time with Dad

- Roughhouse, playing on the playground, bicycling
  - later ... softball, table tennis, skiing
- Chess (at 4), puzzles, later ... Mastermind, Nurple
- Singing, reading the Bible through as a family (at 7), reviewing Dad's verses
- Hours of time together weekly
  - At meals (breakfast and supper), driving to school
  - Designated family times (Sunday aft. ... later Thurs)
  - One on one times – games, discussions ... later counseling and home projects and co-laboring

Discussion

- In triplets identify the key principles and practices that could help you to grow in your parenting

⌘ Take notes on the next slide ⌘

Possible Applications